

How-to-Register Quick Guide



Step 1:

go to FullColl.edu






Click on **MyGateway**.



Step 2: Log in

NOCCCD CAS provides authentication for our district services and campuses

Cypress College Fullerton College North Orange Continuing Ed

MyGateway ID:

Password:

LOGIN

[Forgot username?](#) [Forgot password?](#) [MyGateway Status](#)



Step 3: Click on "Add or Drop Classes or purchase parking, AS, or ID"

Tools

- Instructions to Purchase Parking, AS or ID
- **Add or Drop Classes or purchase parking, AS, or ID**
- Cypress Parking System - Register your car
- Registration Status
- Print Schedule/Bill
- Check for Holds
- Pay Account Balance
- Payments for F1/F2 Visa Students
- Check Waitlist Status
- Final Grades
- Change Class Variable Units
- Check Registration Appointment
- Searchable Class Schedule
- Cypress Open Class List
- Fullerton Open Class List

Step 4: Click on "Cypress College/Fullerton College "

Select Term

 Click on the term to select.

Select a Term: Cypress/Fullerton

Cypress College/Fullerton College

NOCE Continuing Ed Summer 2020
NOCE Continuing Ed Spring 2020

Submit



Step 5:

Enter one 5 digit CRN # per box and click **Confirm Your Choices**

Add Classes Worksheet

Class Search

CRNs

1 Confirm Your Choices

2 Complete Registration



Step 6: Be sure to click **Complete Registration**

Step 7: Select **Fullerton College** & then **Submit**

Step 8: **UNCHECK** any **Optional Fees** or else you will have an account balance, then click **Submit**

If you do not know your password click "forgot password" to reset it. Check your email for your MyGateway ID. For CRN # contact your high school liaison.